

# SWRE POWER SOURCE

*A Supplement to Oklahoma Living*



## PAY ON THE GO

## TAKE CONTROL OF YOUR ACCOUNT

Life can get busy, and managing your Southwest Rural Electric account can sometimes feel complicated. You deserve to have a tool that allows you to save time and money while giving you complete control to manage your account at any time, from anywhere.

SWRE members can use SmartHub, a billing and payment system, to instantly access their account online. The SmartHub web portal and app for mobile devices allow members to view and pay their bills, receive account notifications, report service issues, and more.

### BILLING & PAYMENT OPTIONS

No more waiting for your bill to arrive in the mail. You can view and pay your bill anytime.

Set up AutoPay in SmartHub and put your payments on autopilot—eliminate the possibility of a missed payment or service disconnection.

By activating the SmartHub paperless billing option,

you can stay organized and access your bill online or through the app. Help reduce your carbon footprint and never misplace your paper bill again!

### USAGE MONITORING

Turn on SmartHub's usage monitoring to instantly access your electricity usage history to optimize your energy habits. SmartHub allows you to track your energy usage month to month and year over year at your convenience.

### ALERTS & NOTIFICATIONS

SmartHub's alerts and notifications allow you to stay up to date on important account news and outage communications. Set up real-time updates in the event of an outage or service interruption.

Members can register for SmartHub at SWRE.com or through the SmartHub app to get started. Scan the QR code inside this issue to download the app. Once your account is registered, you'll be able to activate features that save you time and money!

# PLAY IT SAFE WITH PORTABLE GENERATORS



*Jeff Simpson, CEO*

// Storm season is upon us, which means greater potential for power outages. If you're planning to use a portable generator in the event of an outage, SWRE reminds you to play it safe.

With proper use and maintenance, portable generators can provide great convenience during an outage. However, when generators are used incorrectly, they can be extremely hazardous. In a 2022 report, the Consumer Product Safety Commission estimated 85 U.S. consumers die every year from carbon monoxide (CO) poisoning caused by gasoline-powered portable generators.

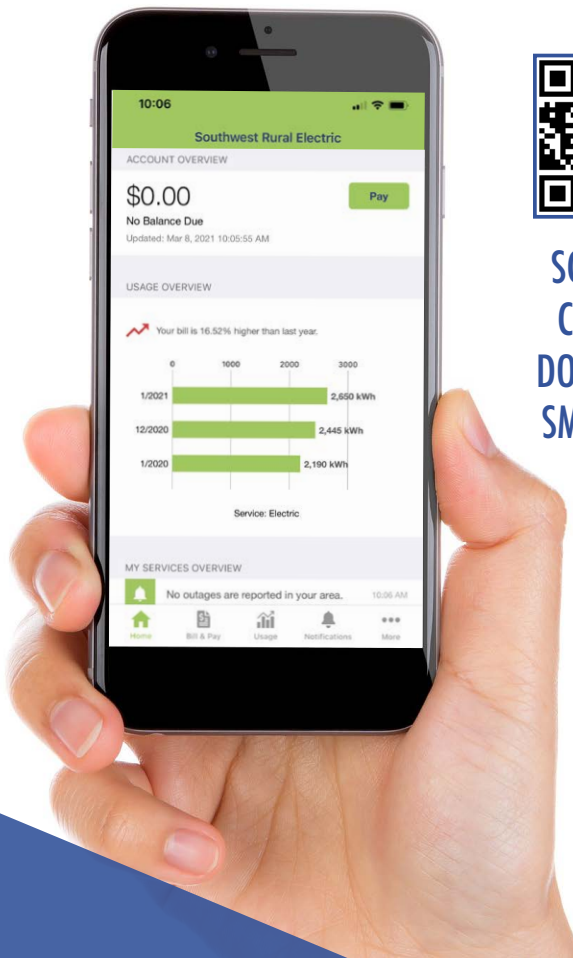
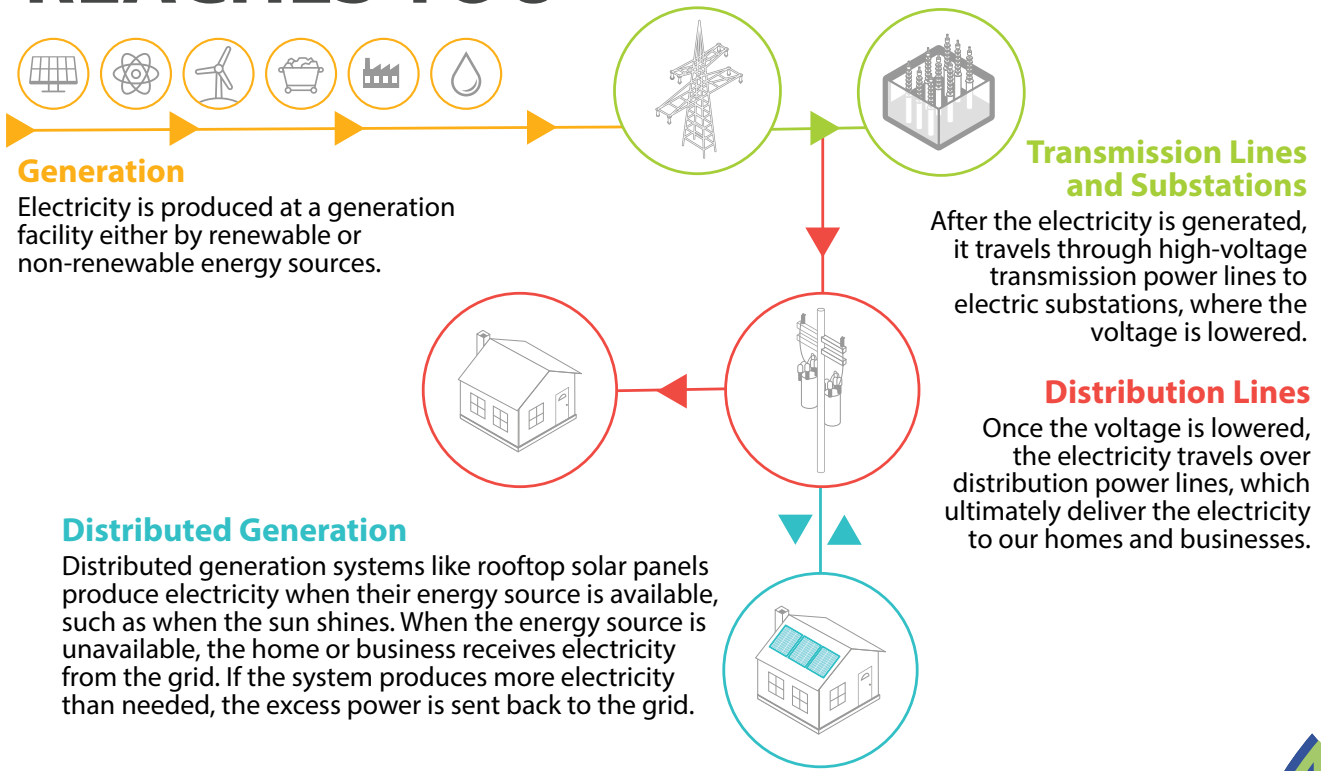
Here are 10 do's and don'ts to keep in mind when using portable generators: \_\_\_\_\_

- 1. DO:** Install backup CO alarms.
- 2. DO:** Keep children and pets away from portable generators at all times.
- 3. DO:** Position generators at least 25 feet outside the home, away from doors, windows and vents that can allow CO to enter the home.
- 4. DO:** Ensure your generator is properly grounded. Use a portable ground fault circuit interrupter (GFCI) to prevent electric shock injuries.
- 5. DO:** Use three-pronged extension cords that are rated to handle the load of the generator. Inspect extension cords for cuts, frays or other damage before use.
- 6. DON'T:** Operate a generator inside your home or an enclosed (or partially-enclosed) space. Generators produce high levels of CO, which can be deadly.
- 7. DON'T:** Open windows or doors while the generator is running.
- 8. DON'T:** Rely on generators as a full-time source of power. They should only be used temporarily or in emergency situations to power essential equipment or appliances.
- 9. DON'T:** Overload generators. They should only be used to power essential equipment. Make sure your generator can handle the load of the items you plan to power.
- 10. DON'T:** Connect generators directly into household wiring unless you have an appropriate transfer switch installed. If a generator is connected to a home's wiring without a transfer switch, power can backfeed along power lines and electrocute utility lineworkers making repairs.

While generators provide convenience during power outages, they can quickly become hazardous—even deadly—if improperly operated. Before you operate a portable generator, be sure to thoroughly read the owner's manual for important safety information and tips.

If you have questions about proper use of portable generators, we're here to help. Give us a call at 1-800-256-7973. //

# HOW ELECTRICITY REACHES YOU

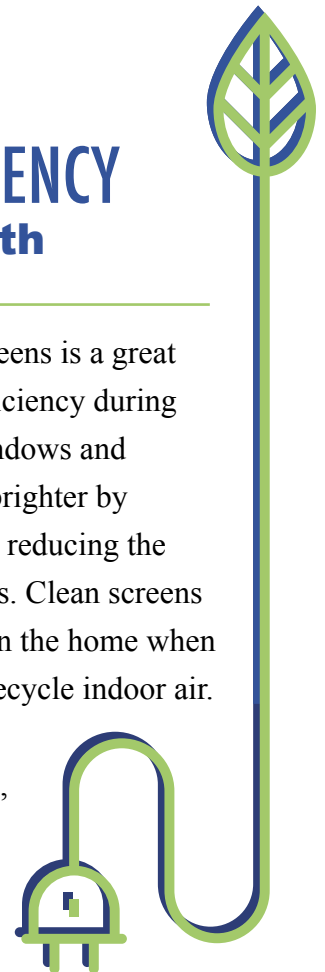


SCAN THE  
CODE TO  
DOWNLOAD  
SMARTHUB

## ENERGY EFFICIENCY Tip of the Month

Washing windows and screens is a great way to practice energy efficiency during spring cleaning. Clean windows and screens make your home brighter by allowing more sunlight in, reducing the need for lamps and fixtures. Clean screens also allow more fresh air in the home when the windows are open to recycle indoor air. Natural light and clean air are energy savers, and they enhance overall health and productivity.

Source: *Energy.gov*



## Trading Post

FREE classified non-commercial ad submissions are available for SWRE members only. Submissions must include the account holder's name and account number to be eligible. Ads are also posted on [SWRE.com/Trading-Post](http://SWRE.com/Trading-Post).

Send your ad to the marketing department by mail, e-mail or phone!

MAIL: P.O. Box 310, Tipton, OK 73570

E-MAIL: [marketing@swre.com](mailto:marketing@swre.com)

PHONE: 1-800-256-7973



**WE'RE  
PROUD TO  
POWER YOU.**



### INGREDIENTS:

1 tablespoon oil	14oz can fire roasted tomatoes
1 poblano, deseeded and diced	1/4 cup water
1/2 yellow onion, diced	
3/4 lb ground beef	<i>Toppings:</i>
2 tablespoons taco seasoning	<i>Shredded cheese, avocado, cilantro, lime juice, tortilla chips</i>
2 cloves garlic, minced	
1/2 cup white rice	

### DIRECTIONS:

1. Heat a tablespoon of oil in a skillet over medium heat. Add the onion and poblano peppers and saute 5-6 minutes, until soft and beginning to brown.
2. Add the ground beef, taco seasoning, and minced garlic. Cook until the meat begins to brown, about 3 minutes.
3. Add the rice, stirring to mix into the beef and veggie mixture. Add the tomatoes and their juices along with 1/4 cup water. Cover the skillet and simmer for 20 minutes. Avoid opening the lid until the end.
4. Remove from the heat. Serve topped with cheese, avocado, cilantro, a squeeze of lime and tortilla chips on the side.

Source: You can find this recipe by REI at <https://www.rei.com/learn/expert-advice/one-pot-taco-skillet-camp-recipe.html>

### Southwest Rural Electric

P.O. Box 310 • 700 North Broadway  
Tipton, OK 73570-0310  
Headquarters: 1-800-256-7973

SWRE *Power Source* is published monthly for distribution to members of SWRE.

Rebecca Chambless, *Power Source* editor

### Bill Pay Options:

24/7 Bill Pay: 1-833-890-9510  
SmartHub App or [SWRE.com](http://SWRE.com)

### Outage Reports:

24/7 Hotline: 1-833-590-0353  
SmartHub App

SWRE is an equal opportunity provider and employer.

### Board of Trustees

Don Ellis, Pres. .... District 1  
Ronnie Swan, Vice Pres. .... District 6  
Don Proctor, Sec. .... District 3  
Dan Lambert ..... District 2  
Dan Elsener ..... District 5  
Dan White ..... District 7  
Carl Brockriede ..... District 8